



Residential Social Story

In Year 4 children have the choice of going to visit Youlbury Scout camp for a one night residential. Youlbury is in Oxford and it takes about 45 minutes to travel there.

We will leave on Wednesday 23rd April from school with our friends and teachers. At the start of the day, we will **drop off our bags in the school hall and go to our classes to meet our** class teachers who will take the register at the usual time. The adults will check that everyone has everything that they need.

After the register, the class teachers will take us back to the hall. Once we are all ready, we will get our bags and cases and get ready to get on the bus.

We will get our bags and stand with our bus partners until the teachers says we can get on the bus, we will give our bag or case to Mr North or the bus driver and they will put it in the hold under the bus.

My Journey to Youlbury

We will leave the school by bus at approximately 10am. We may feel a little nervous and this is ok as it is a new experience and others will be feeling the same too. When it is time to leave, the bus will pull out of school and we will travel to Youlbury. We will wave goodbye to our families.

Arriving at Youlbury




When we arrive at Youlbury, the bus will drop us off at a waiting area and we will be able to put our bags or cases into a waiting room until our rooms are ready.

Where we are staying

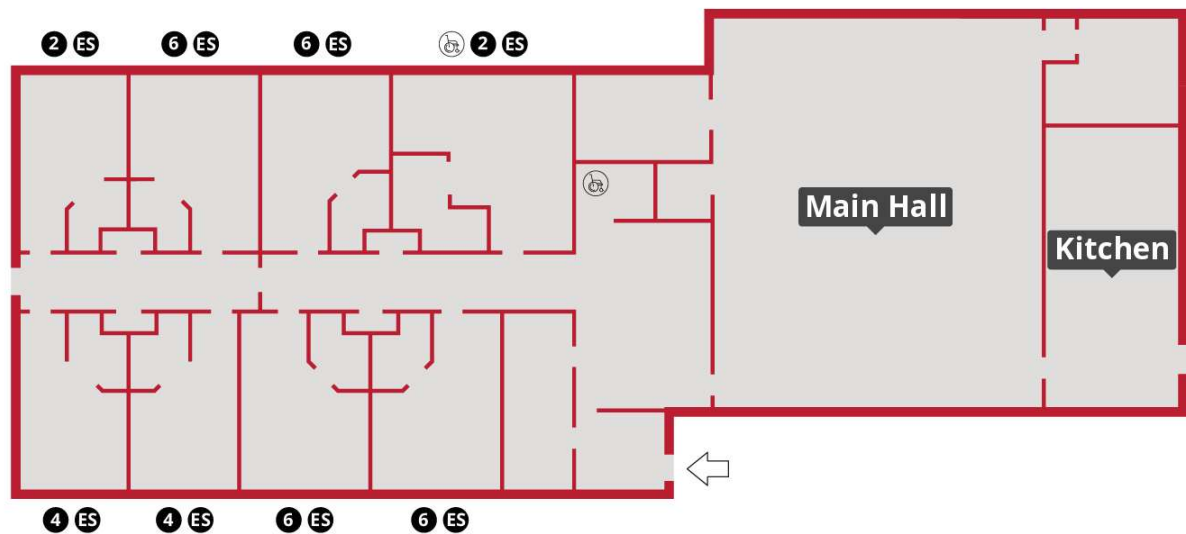


We will be staying in lodges. The lodges will be split into boys and girls. The boys will be staying in Bear's Den and the girls will be staying in Centenary Lodge.

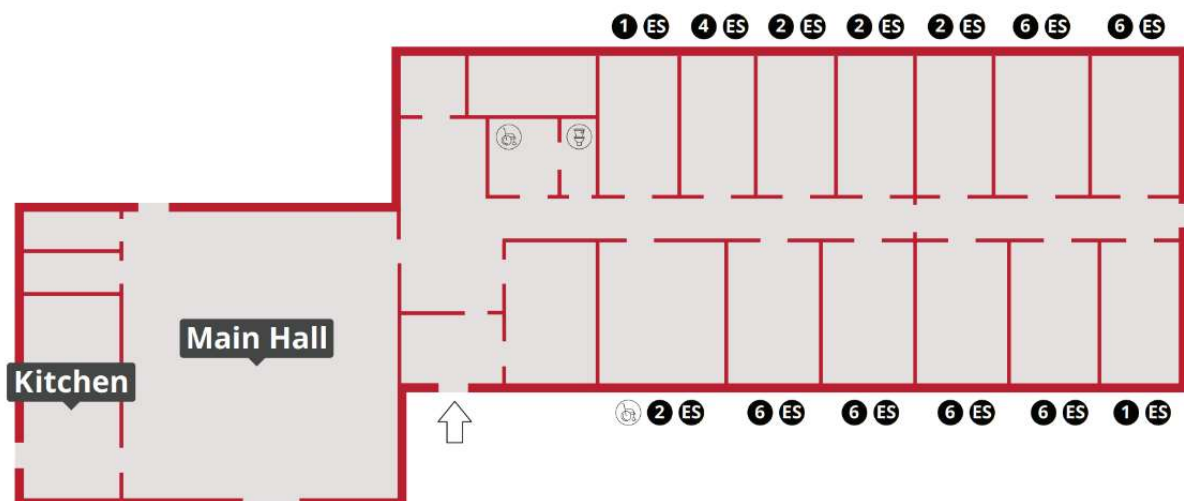
We will be sharing this room with our friends. The adults will be staying in the lodges too. There will be a toilet in the room and each room has bunk beds and we will be able to choose our bed. There is space to put bags or cases and there are shelves where we can put our things too.



Centenary Lodge



Bear's Den



Lunchtime:

Once we are settled in, we will eat the packed lunch that we have taken with us. We will either do this outside if the weather is nice or inside our lodge if it is wet.

Activities


We will be taken down to a meeting point in our groups where we will be given the equipment that we need for our activities, such as a harness or a helmet.

The activity leaders and my school staff will help me. There are also toilets here if I need to use them before I go to my activity.

We will take part in 2 different activities during the afternoon. If we struggle to do the activities or we don't feel comfortable, we can tell the teachers, and they will help.

Dinner Time:

After we have finished our second activity, we will have time to go back to our lodge to clean ourselves if we have dirty hands, change our clothes and play games with our friends. It will then be time to have our dinner. This will either take place in the new 'Catering Barn' or in one of the lodges and we will all eat together. There is a range of different foods to try and there will be something that we like. We do not have to have anything we do not like.



These are the main halls in the lodges where we might have our meals, or we might go here to the new catering barn if it is ready.



Camp Fire

After dinner, we may have time to have a play. At 7pm we will go together to the campfire circle. The scout leaders will organise a campfire for us and we will do some different activities. If we do not like it at the campfire, that is fine. We can tell the teachers and they will help us.



Bedtime

Once the campfire is finished, we will go back to the lodges and go to our rooms to get our clothes on for bed. We will need to put our daytime clothes into a plastic bag so our families can wash it when we get home.

We will brush our teeth and for a little while, we can play and chat with our friends either in the hall area or in the rooms. When it is time to go to bed, the teachers will come around and get everyone ready for bed. They will check that we are ok, they will leave the lights on in the hallway. For a little while we can talk quietly to friends but we need to remember that we need to get to sleep so that we have enough energy for the next day's adventures.

If we have any problems in the night, we can knock on a teacher's room door and they will come to help.

Day 2

In the morning, the teachers will wake us up and tell us to get dressed for the day. We can ask for help if we are not sure of what to do or what to wear. We will need to put our pyjamas into bags or cases to take home. The teachers will help us to pack our things including sleeping bags if we need help. All the adults in the lodge are there to help!

When everyone is ready, we will get our shoes on and go for breakfast. This will either be in one of the lodges or in the catering barn like dinner time. There will be plenty of foods to choose from.

Activities for day 2:

On Thursday, we have 2 more activities to do before we go back to school. When we are all ready, we will be taken down to the meeting area with the teacher and get ready for the activities. We will be given equipment for the activity.



Lunch and getting ready to go

After we have finished our activities, we will have lunch. This will be like a packed lunch and we will eat together. After lunch, the teachers will help us to get our bags or cases and sleeping bags ready to leave. The teachers will check all the rooms to make sure that nothing has been left behind. When it has all been checked, we will take our belongings down to where we meet the bus. Our driver and Mr North will help load up our case or bag and we will sit on the bus with our partners. We will sit with our bus partners like we did on the way to Youlbury.

We will leave Youlbury and get back to school before the end of the school day. We will see our families!